


BAVARIA 39 CRUISER

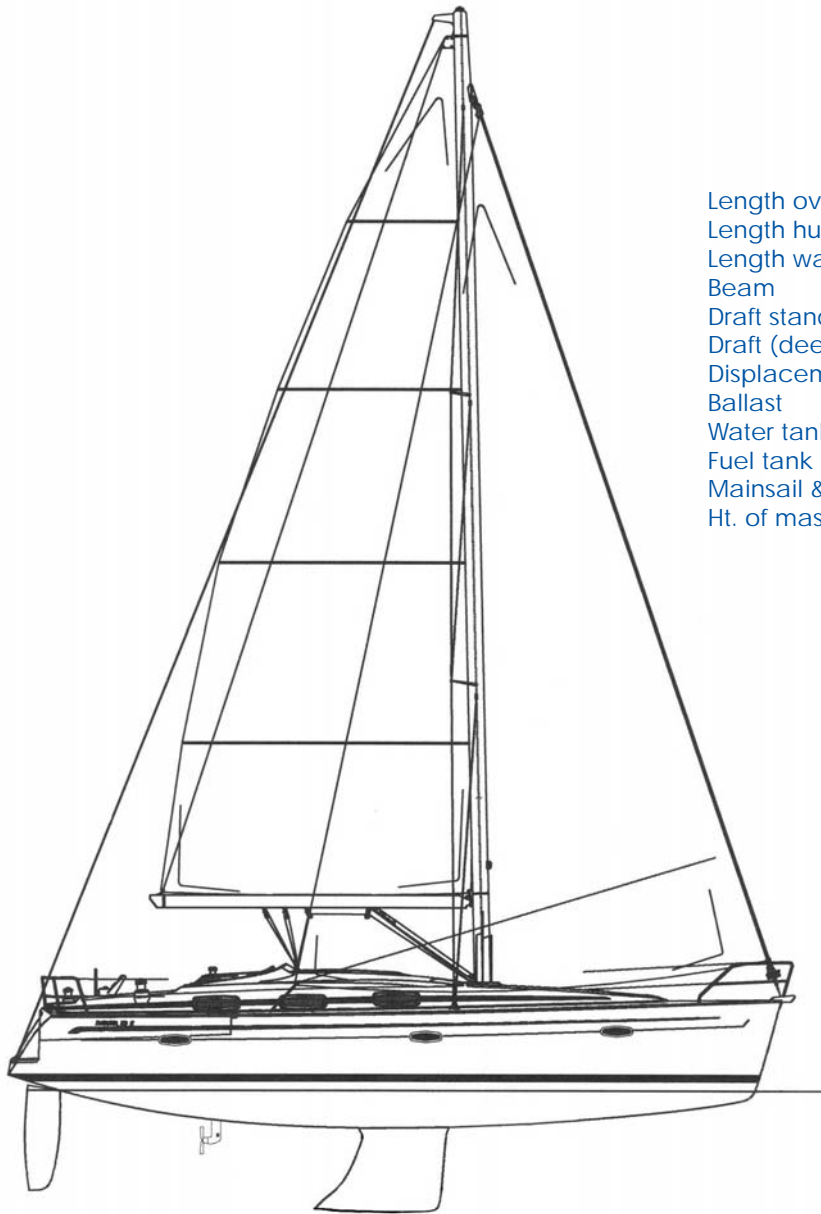


*T*HE NEW BAVARIA 39
CRUISER.
SOMETIMES, MORE REALLY
IS MORE.

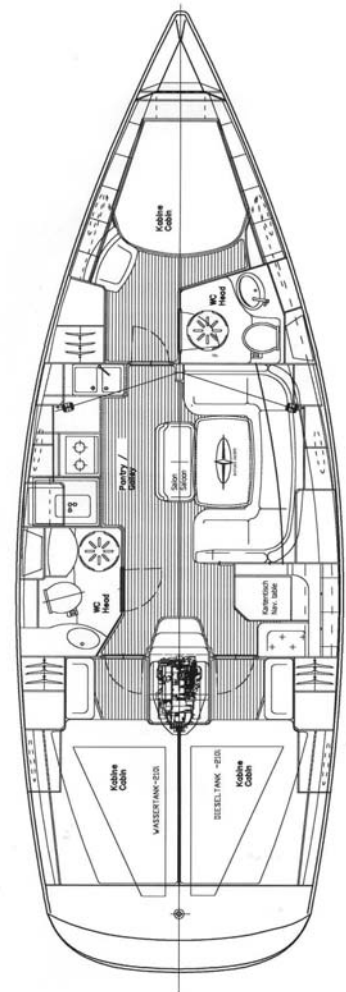


BAVARIA YACHTS
German-engineered, sailor-inspired.

BAVARIA 39 CRUISER



Length overall	39'10"
Length hull	39'2"
Length waterline	35'2"
Beam	13'
Draft standard	6'1"
Draft (deep lead option)	6'7"
Displacement	18,260 lbs.
Ballast	5,500 lbs.
Water tank	95 gal. (appx.)
Fuel tank	55 gal. (appx.)
Mainsail & genoa	890 sq. ft. (appx.)
Ht. of mast above waterline	57'4"



www.bavariayachts.com 1-410-990-0007



BAVARIA 39 CRUISER

39 CRUISER

STANDARD FITTINGS AND EQUIPMENT

Hull & Deck

Hand-laid fiberglass, solid below the waterline
Kevlar reinforced bow sections
Side deck and coach roof with non-skid
Teak cockpit seats and sole
Stainless steel bow pulpit
Stainless steel double pushpit
Double lifelines
Rail opening port and starboard
Stainless steel bow fitting with anchor roller and chafe guard
Four aluminum mooring cleats
Two aluminum spring line cleats
Two self-tailing halyard winches, two speed
Two self-tailing genoa winches, two speed
Two winch handles
Electric windlass
Sheets and halyards led to the cockpit
Spinlock line clutches
Self-draining anchor locker
Two large seat lockers in cockpit
Self-draining gas cylinder locker
Cockpit shower (hot and cold)
Stainless steel boarding ladder - telescoping
Deck vent
Electric bilge pump
Manual bilge pump
Cockpit table with storage
[Teak decks optional](#)

Sails & Rigging

Double spreader Selden mast
Headsail designed for furling system
Choice of conventional, furling or fully battened main-sail
Furlex furling system for headsail
Selden adjustable boom vang

Ballast

Modern profile cast iron keel

Rudder

Steering pedestal with single lever engine controls
Streamlined balanced rudder
Rudder stock with self-adjusting bearings
Emergency tiller
Steering wheel with leather cover

Electrical System

12 V panel with circuit breakers and outlet
110 V shore supply
110 V outlets
Voltmeter
Ampmeter
Navigation lights
Deck lights

Batteries: 1 x 55 Ah engine
2 x 140 Ah house
45 Ah battery charger

Interior

Varnished light mahogany interior
Three cabins with double berths
Salon with comfortable settee and large mahogany table
Stowage space and lockers
Chart table with large compartment for nautical charts and navigation instruments
Chart table seat with stowage
Bookshelf
Gimballed two burner propane stove with oven
Icebox with 12 V refrigeration unit
Double stainless steel sink
Stowage with drawers and drop doors
Galley stowage for dishes and pots
Waste container with lid
Three fire extinguishers
Heads with easy-care surfaces
Shower with sump pump in each head
Manual toilet in each head
Holding tank with deck pump-out and overboard discharge
Two non-opening deck skylights
Six opening hatches with roller blinds
Six opening ports with curtains
Six non-opening hull ports

Fresh Water Supply

Water tank (appx. 95 gal.)
Water level indicator
Electric pressure water pump with pump filter
Pressure hot water system

Instruments

Raymarine ST 60 Tridata, (log, speedometer and depth)
Raymarine ST 60 Wind
Pedestal mounted compass

Engine

Volvo Penta D2-40, 40 hp with sail drive
Single-lever engine control
Fresh water cooling
Operating hours meter
Tachometer
Fuel tank (appx. 55 gal.)
Fuel level indicator
Fuel filter
Sea water filter

Due to continued efforts to upgrade product, equipment, specifications and prices are subject to change without notice at any time.